

Who May Join

FELLOW MEMBER: Any social worker who holds a California State license for the practice of clinical social work. Annual Dues: **Beginning Licensee** - \$142*

Advanced Licensee - (3 years or more) \$186*

ASSOCIATE MEMBER: Any unlicensed social worker who holds a Masters Degree from an accredited school of social work. Dues are \$95* annually.

AFFILIATE MEMBER: Any person whose work demonstrates an accordance with the objectives of the Society and who is sponsored for membership by at least two Fellows in good-standing. Dues are \$95* annually.

STUDENT MEMBER: Pre-MSW Students attending accredited school of social work. Dues are \$30 annually. Student membership in the California Society for Clinical Social Work is for the **academic year** (September through June).

Approved applicants shall be admitted to the highest category of membership for which they qualify at the time of admission and their membership class shall be automatically changed upwards as their qualifications permit.

* **Please enclose only the \$30 application fee.**

Members are billed annually in July and the dues for those joining mid-year are prorated. Application fee is deducted from total dues.

Mail completed application and fee to:


CA Society for Clinical Social Work
720 Howe Avenue, Suite 112
Sacramento, CA 95825-4687

(916) 923-0255
www.clinicalsocialworksociety.org
Email: cscsw@comcast.net

California Society for Clinical Social Work Application Date:

Name _____ LCSW License # _____
(last) (first) (MI)
Residence _____ (city & state) (zip)
(street)
Business _____ (city & state) (zip)
(street)
Telephone: Home/Cell(_____) Business (_____) Ext. _____
E-mail: _____ Fax (_____) _____
Education: _____ School _____ Year _____
B.A. _____
M.S.W. _____
7. Advanced Study or Degree _____ Institution _____
Date Completed or expected to complete _____

California
Society for
Clinical
Social Work




Your
Professional
Association

www.clinicalsocialworksociety.org



Forty Years of dedication to the needs of healthcare providers in Clinical Social Work.






If you are a

- Graduate Student
- Masters or Doctoral level Social Worker
- Clinical Social Worker in an agency, organizational or private practice setting

[Join now so we can maintain a solid presence for Clinical Social Workers at a time when market forces are seeking to:](#)

- Challenge our knowledge base
- Threaten our rights guaranteed by state license to practice independently
- Weaken our voice in advocating for the rights of our clients
- Control our income



Who We Are

The California Society for Clinical Social Work was founded in 1969 in order to ensure the continued existence and quality of clinical social work as a mental health discipline.

The Mission of the Society

- To emphasize the highest level of clinical training and education
- To adhere to standards of ethical practice
- To be a strong presence in the legislature to advance and protect the integrity of the profession

The Society is the Major Advocate for Clinical Social Work

- Licensure
- Vendorship
- Parity with other professions
- Confidentiality of client records and therapists' treatment notes
- Informed consent for consumers of mental health services.

Society Members Practice in

Every Venue: hospitals, agencies, clinics, schools, employee assistance programs, and private practice



Professional Development

- Mentorship program for new professionals
- Consultation groups for both new and seasoned clinicians.
- Statewide Ethics Committee—Available for free consultation to members
- Continuing Education courses
- Clinical Social Work Journal option

Connection

- Online Practice Directory of CSCSW membership
- Monthly Clinical Update Newsletter
- District and statewide meetings
- Timely Legislative Alerts and Managed Care updates
- Prototype professional billing and disclosure forms available for purchase
- Members only listserv
- Excellent malpractice coverage